

# I Love to Sing

Student Book



# THE BIG IDEA



Scan for Audio, PDF

UNIT	WORDS	READ TOGETHER	SKILLS	CLIL
1	eye, mouth, stomach, arm, leg, soft, fast	What do you have?	1 to 10	Physical education
2	dolphin, frog, elephant, penguin, monkey	I can jump and hop	11 to 12	Environmental education
3	market, apple, bread, toy car, hat, fish, like	I love shopping	11 to 13	Verbal and bodily expression
4	play, piano, drum, flute, guitar, cello , sound, sing	I love to sing	11 to 14	Musical activities
5	bus, taxi, bicycle, subway, airplane	Fun taxi and bus travel	11 to 15	Social education
6	country, travel world, map, flag, visit, see	Around the world	11 to 16	World culture education
7	police officer, teacher, vet, baker, firefighter, police station, school, pet hospital, fire station	My good neighborhood	11 to 18	Ethics education
8	post office, letter, postcard, package, stamp, send	Dear my friend	11 to 20	Linguistic skills

MAKE TOGETHER	REVIEW	PHONICS
How many ears does a bunny have?	To learn the body parts' names in English	Bb, Cc
Who can jump high?	To learn the names of different kinds of animals and how they move	Dd, Pp
I have a cool shopping bag	To learn what shopping items are	Mm, Nn
Listen to my music	To learn the names of the different kinds of musical instruments	Ff, Gg
My own little ride	To learn the names of public transportation and vehicles	Ss, Tt
Make my country flag	To learn about famous places in different countries	Aa
Let's explore my neighborhood	To learn about the community and jobs around us	Ee
Dear my friend	To learn the words used to write letters or cards in English	Uu

# MEET THE CHARACTERS



# CONTENTS

I Love to Sing .....	6p
1. Words .....	7p
2. Read together .....	8p
3. Skills .....	16p
4. CLIL .....	17p
5. Make together .....	18p
6. Review .....	19p

LEVEL 1 **4** I LOVE TO SING

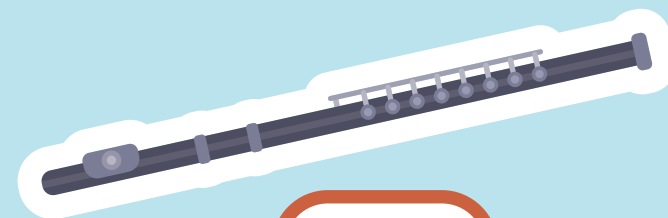


# WORDS

Circle and say.



piano



flute



drum



guitar



cello

# READ TOGETHER

“Let’s make music!”  
says Boogi.

One day, Boogi and Boogi’s  
friends play music together.



Otto plays the piano.



“The piano sounds lovely.”

**Key Language:** play, piano, sound, lovely


Roo plays the drum.



“The drum sounds strong.”

**Key Language:** play, drum, sound, strong

Hoggy plays the flute.



“The flute sounds sweet.”

Jindo plays the guitar.



“The guitar sounds soft.”



Tigo plays the cello.



“The cello sounds deep.”



“We love music.”

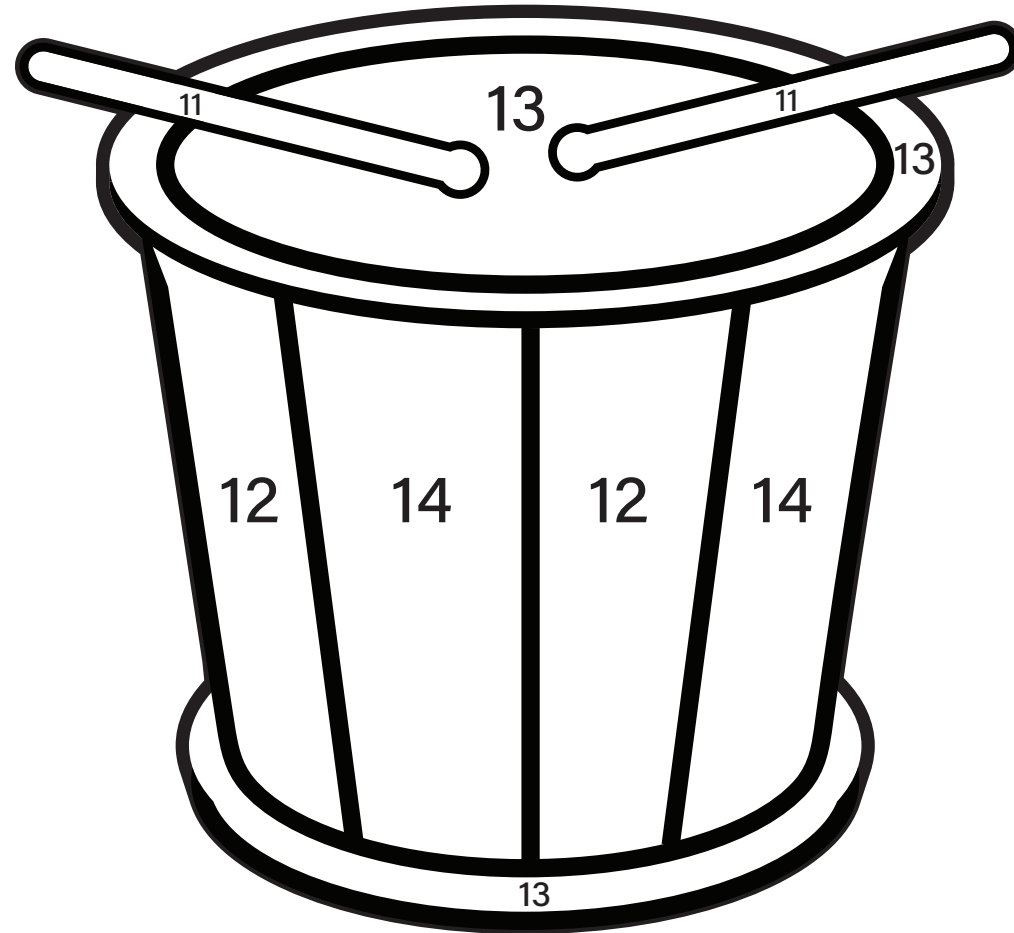




# SKILLS

Color by 11, 12, 13, 14.

11  12  13  14 



# CLIL

Let's make music with our bodies.



# MAKE TOGETHER

Ready, Set, Create.

Listen to my music.



# REVIEW

Stick and say.



piano



drum



flute





guitar



cello

# STICKERS



Published and distributed by Busan Metropolitan City

Reviewed by Dr.K.Seon Jeon

Associate Professor at Columbus State University

Department of English

First published March 2025



영어하기  
편한도시부산  
ENGLISH-FRIENDLY BUSAN



15  
부산도시부산  
15TH ANNIVERSARY