


Tooth Fairy's Visit

Workbook



Tooth Fairy's Visit3p

1. Words4p

2. Story5p

3. Phonics6p

4. Review17p


5. Review28p

6. I can say9p



WORDS


Look and circle the correct words.



happy tired



brush eat



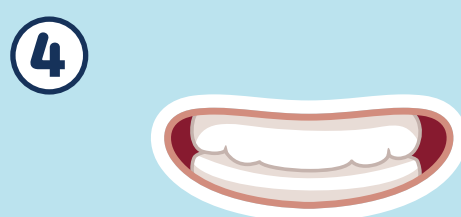
toothbrush circle



gargle feel



lazy ready



ears teeth




nose tongue





spit hear

STORY


Read and choose the right picture.




I can brush my teeth.



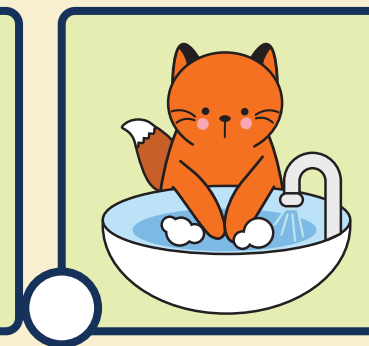
The tooth fairy gives Roo a glowing toothbrush.



I can brush up and down.



I can wash my mouth.



Look and trace the letters.

th

sh




teeth



wash



mouth



toothbrush

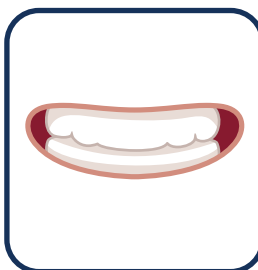




bath



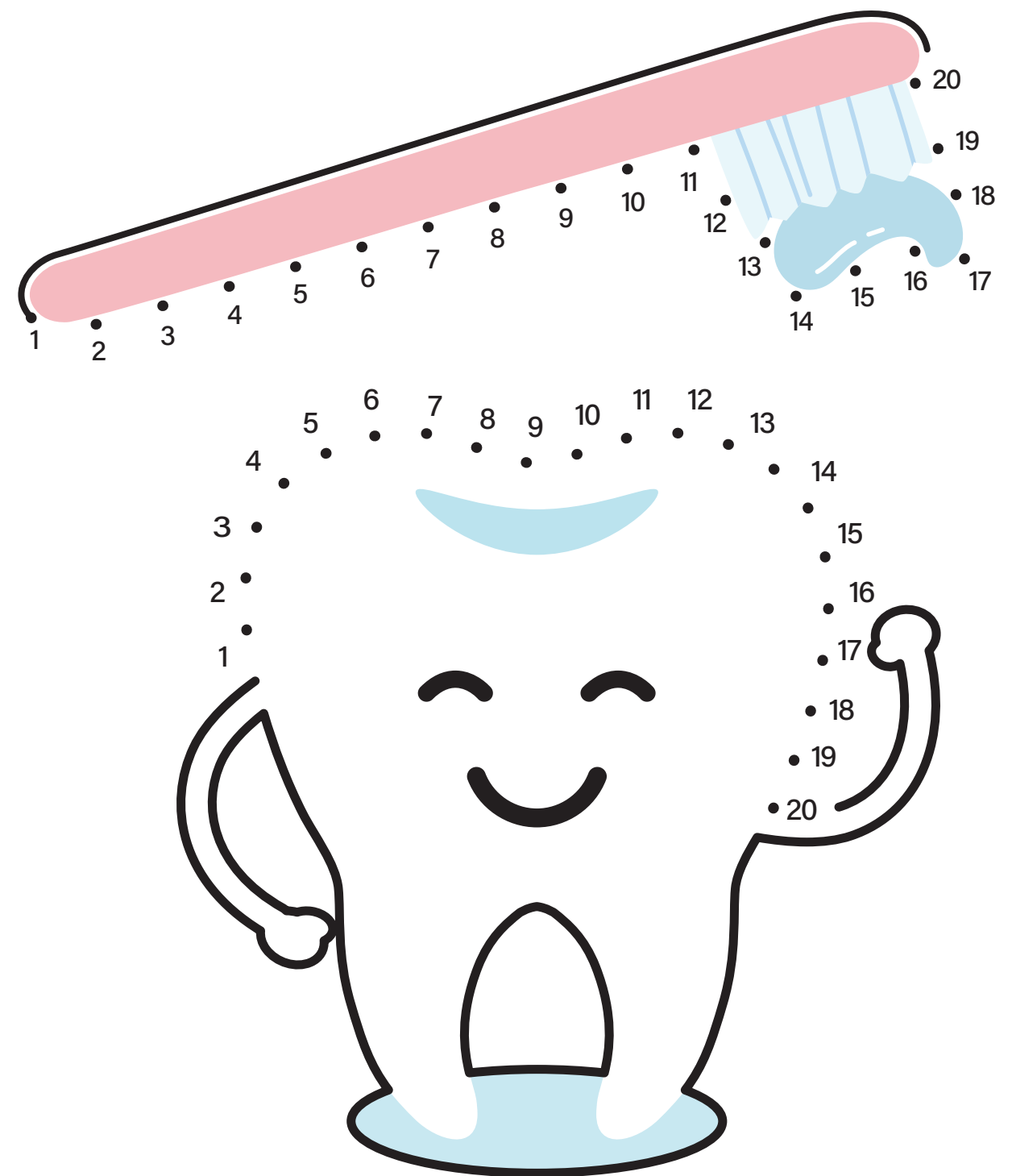
trash

Circle the pictures using the letters 'th' and 'sh'.



REVIEW

Connect the dots from 1 to 20.



REVIEW 2

Write down the right words from the box.

up and down / spit / brush / tired

1. Roo is so _____ and feels lazy.
2. Can you brush _____ ?
3. You're very good at gargling. Now _____ the water.
4. Now I can _____ my teeth by myself.

Circle Yes or No.

1. Roo doesn't want to brush her teeth at first.
2. The Tooth Fairy gives Roo a fan.
3. Roo can brush her tongue.

I CAN SAY

Ask and answer with a partner.

What do you do
in the morning?



I _____ !



Draw your own magic toothbrush
and describe it to your partner.